

**GLASS PASSIVATED BRIDGE RECTIFIERS**

REVERSE VOLTAGE - 800 to 1000 Volts  
FORWARD CURRENT - 2.0 Amperes

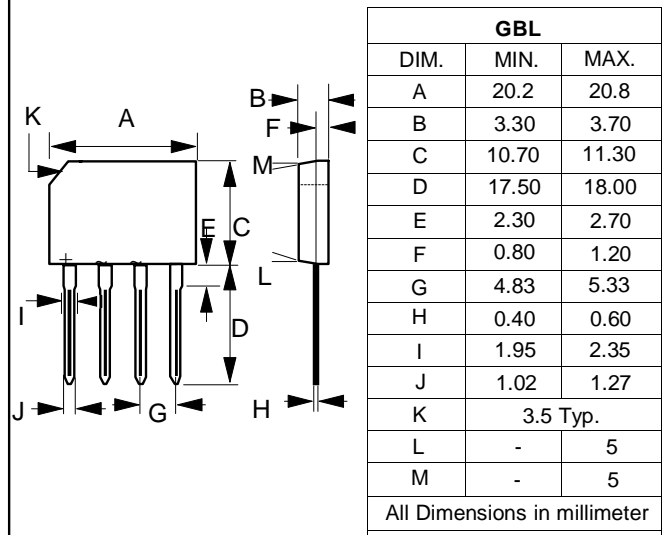
**FEATURES**

- Rating to 1000V PRV
- Ideal for printed circuit board
- Reliable low cost construction utilizing molded plastic technique
- The plastic material has UL flammability classification 94V-0

**MECHANICAL DATA**

- Polarity : As marked on body
- Weight : 0.09 ounces, 2.52 grams
- Mounting position : Any

**GBL**



**MAXIMUM RATINGS AND ELECTRICAL CHARACTERISTICS**

Ratings at 25°C ambient temperature unless otherwise specified.

CHARACTERISTICS	SYMBOL	GBL208	GBL210	UNIT
Maximum Recurrent Peak Reverse Voltage	V <sub>RRM</sub>	800	1000	V
Maximum RMS Voltage	V <sub>RMS</sub>	560	700	V
Maximum DC Blocking Voltage	V <sub>DC</sub>	800	1000	V
Maximum Average Forward Rectified Current @T <sub>c</sub> =120°C	I <sub>(AV)</sub>	2.0		A
Peak Forward Surge Current 8.3ms single half sine-wave @T <sub>A</sub> =25°C	I <sub>FSM</sub>	120		A
Maximum forward Voltage at 1.0A DC	V <sub>F</sub>	0.95		V
Maximum DC Reverse Current at Rated DC Blocking Voltage @T <sub>J</sub> =25°C @T <sub>J</sub> =125°C	I <sub>R</sub>	5 500		uA
I <sup>2</sup> t Rating for fusing (t < 8.3ms)	I <sup>2</sup> t	60		A <sup>2</sup> S
Typical Junction Capacitance per element (Notice1)	C <sub>J</sub>	40		pF
Typical Thermal Resistance (Note 2)	R <sub>θJC</sub>	8		C/W
Operating Temperature Range	T <sub>J</sub>	-55 to +150		C
Storage Temperature Range	T <sub>STG</sub>	-55 to +150		C

NOTES : 1. Measured at 1.0MHz and applied reverse voltage of 4.0V DC.  
2. Thermal Resistance to Case.

FIG.1 - FORWARD CURRENT DERATING CURVE

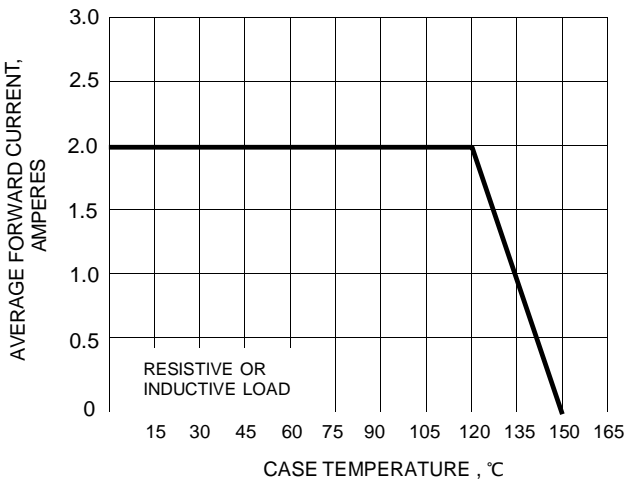


FIG.2 - MAXIMUM NON-REPETITIVE SURGE CURRENT

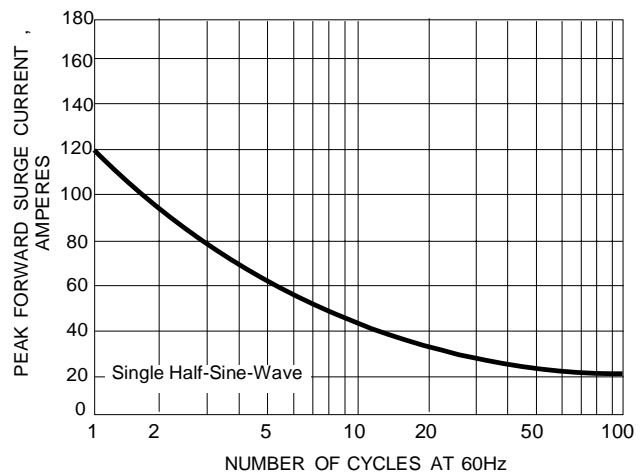


FIG.3 - TYPICAL REVERSE CHARACTERISTICS

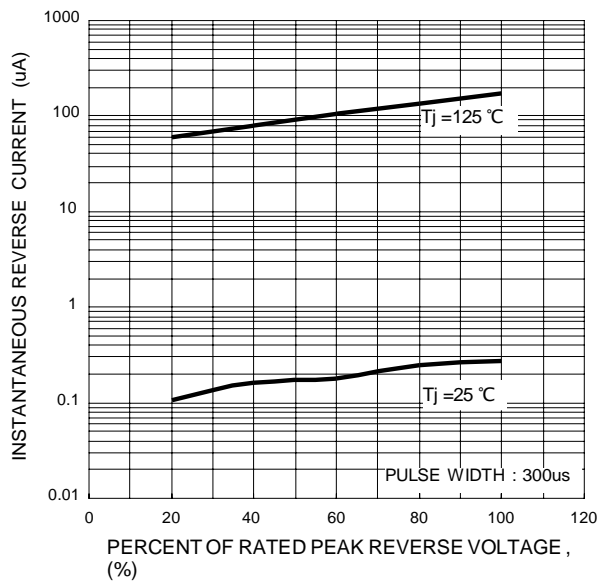


FIG.4 - TYPICAL FORWARD CHARACTERISTICS

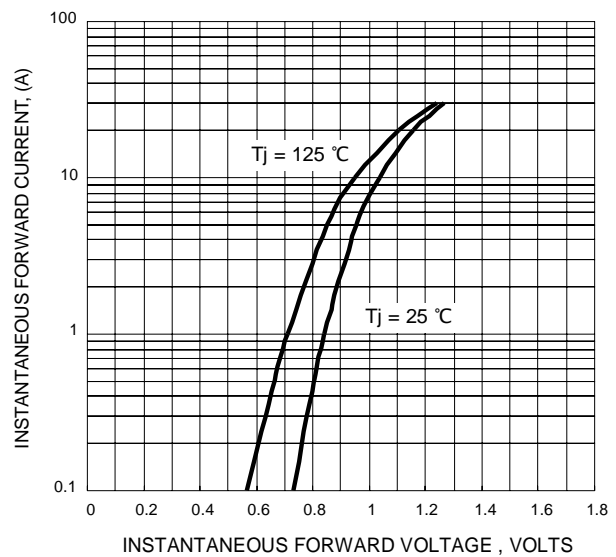
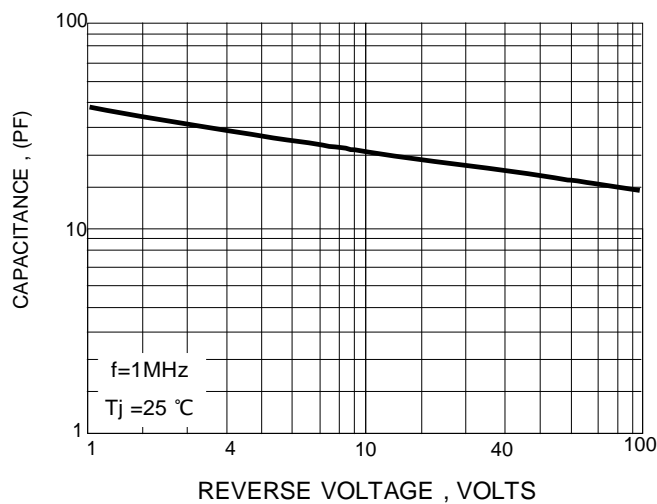


FIG.5 - TYPICAL JUNCTION CAPACITANCE



## **Important Notice and Disclaimer**

LSC reserves the right to make changes to this document and its products and specifications at any time without notice. Customers should obtain and confirm the latest product information and specifications before final design, purchase or use.

LSC makes no warranty, representation or guarantee regarding the suitability of its products for any particular purpose, nor does LSC assume any liability for application assistance or customer product design. LSC does not warrant or accept any liability with products which are purchased or used for any unintended or unauthorized application.

No license is granted by implication or otherwise under any intellectual property rights of LSC.

LSC products are not authorized for use as critical components in life support devices or systems without express written approval of LSC.